

**CO Series = Steel Spray Can Organizers.**

SO series organizers are heavy duty and are inserted inside tool box to store and organize your spray cans. Organizers are removable. Organizers can be ordered in different size to fit most boxes. All ATB tool organizers are designed and built to keep your tools organized.

**Description**

- 18 gauge steel construction and powder coated finish
- Optional rubber floor pads (use MTOP-1)

No.	Part Number	Application	Can (Qty)	Shelf	Height (in.)	Depth (in.)	Width (in.)
1.	S-CO31-91114-R8	Can Holder Organizer	8	1	9	11	14
2.	S-CO31-131314-R12	Can Holder Organizer	12	1	13	13	14



S-CO31-131314-R12

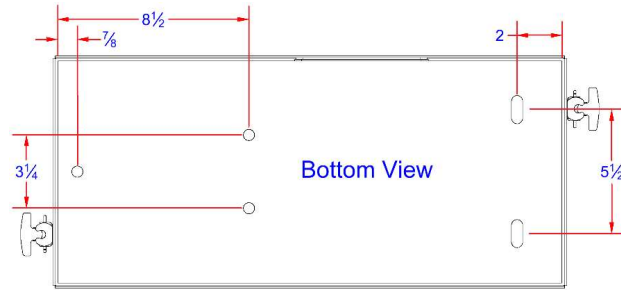
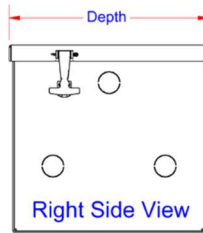
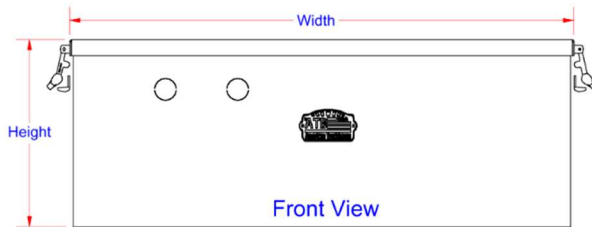


**PX – Pump Box – Aluminum or Steel - Single Top Open Lid**

Pump Box boxes are heavy duty, high capacity and offer easy access to your equipment. Boxes can be mounted on truck frame, trailer or many other applications. These boxes are perfect for installing a pump and reservoir. Pump Box boxes are available in different sizes, and can be ordered custom size. All AMERICAN TRUCKBOXES boxes are designed and built to keep your equipment safe and secure.

**Description**

- An engineered aluminum or steel construction
- Fully seam welded on all seams and corners
- Brite Pro-Shield® Powder Coat finish ensures years dependability
- Rubber latch with pull type action
- Mounting kit included – M3210PX



Note: Powder Coated Color Finish - Add or Coded at end of part number: BX = Black and WX = White (WX).

No.	Model Number	Material	Height (in.)	Depth (in.)	Width (in.)	Body Depth (in.)	Body Width (in.)	Lid Opening Depth (in.)	Lid Opening Width (in.)	Weight (lb.)
1.	A-PX41-121227-S	.090 Smooth	12.5	12	27.5	12	27	11-13/16	26-13/16	13
2.	A-PX41-121231-S	.090 Smooth	12.5	12	31.5	12	31	11-13/16	30-13/16	15
3.	A-PX51-121227-S	.125 Smooth	12.5	12	27.5	12	27	11-3/4	26-3/4	14
4.	A-PX51-121231-S	.125 Smooth	12.5	12	31.5	12	31	11-3/4	30-3/4	17
5.	S-PX31-121227-B	16 Gauge Steel	12.5	12	27.5	12	27	11-13/16	26-13/16	22
6.	S-PX31-121231-B	16 Gauge Steel	12.5	12	31.5	12	31	11-13/16	30-13/16	26
7.	S-PX41-121227-B	14 Gauge Steel	12.5	12	27.5	12	27	11-3/4	26-3/4	26
8.	S-PX41-121231-B	14 Gauge Steel	12.5	12	31.5	12	31	11-3/4	30-3/4	30