


OT Series = Open Top Trays - Aluminum or Steel.

Open top trays are heavy duty and mounted on top of aluminum or steel boxes to store and haul shovels, spades, pipe or other tools. Trays have Tri-Rect drain holes and can be ordered in any size to fit any box. All ATB trays are designed and built to keep your equipment organized.



Description

- 10 gauge aluminum construction
- 14 gauge steel construction with Powder Coat Finish

No.	Part Number	Application	Material	Floor	Load Rating
1.	A-OT51-S	Top Bolt-on or Weld-On	1/8" Aluminum (10 Gauge)	Solid	N/A
2.	A-OT51-F	Top Bolt-on or Weld-On	1/8" Aluminum (10 Gauge)	None/False	N/A
3.	S-OT41-S	Top Bolt-on or Weld-On	14 Gauge Steel	Solid	N/A



Solid Floor



False Floor

LV Series = Louvers – Steel or Stainless Steel

LV series louvers are heavy duty and offer a great way for airflow or vent your box. Louvers can be ordered in most any size to fit most openings. All AMERICAN TRUCKBOXES louvers are designed and come with a quality design.

Description

- 16 gauge steel powder coated or stainless steel construction
- Bolt-on or weld-on (3/16" Mounting Holes)

No.	Part Number	Height	Depth	Width	Weight
1.	S-LV3-1212-G	12	1.25	12	4.5
2.	S-LV3-2424-G	24	1.25	24	13.6
3.	S-LV3-2430-G	24	1.25	30	16.5
4.	S-LV3-3024-G	30	1.25	24	16.5
5.	S-LV3-3636-G	36	1.25	36	27.8

Note: Add a S to the beginning of the part number for Stainless Steel

