

## CE – Complete Service Enclosure-Packs – Aluminum – Single and Double Pull-Out Drawer(s)

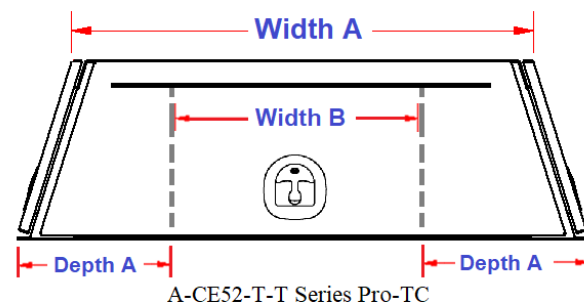
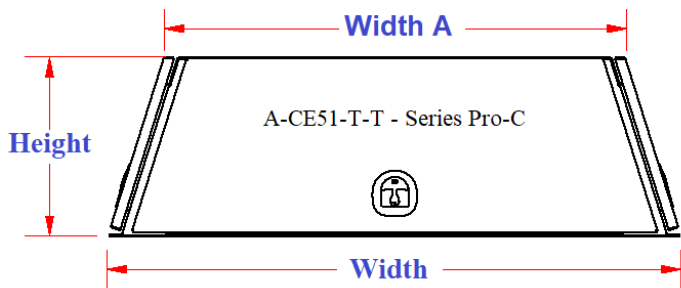
Complete service enclosure-pack boxes are heavy duty and offer easy to access your equipment and tools. Boxes can be mounted in truck box, on flatbeds or trailers. These boxes are perfect for storing your equipment, tools and personal gear. Enclosure-pack boxes are available in different sizes and can be ordered custom size. All AMERICAN TRUCKBOXES boxes are designed and built to keep your equipment safe and secure.

### Description

- An engineered aluminum construction
- Fully seam welded on all seams and corners
- Channel braced reinforced heavy-duty structure
- Lockable SS Dolphin Tail HD adjustable T-handle latch
- Automotive type weather seal
- HD drawer slides (500 lb.) – A-CE56 & CE58 Models
- Top Rack – Add R to Model Number
- Drawer dividers removable for organization
- Top Slide-Out Tray – A-CE54 Models
- Mounting kit not included

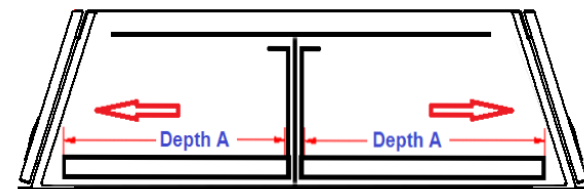
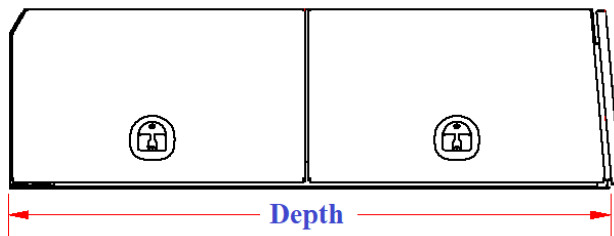


A-CE51 Series Pro-T



A-CE52-T-T Series Pro-TC

A-CE54-T-T1 Series Pro-TC Add Back Pullout Shelf



A-CE56-T-T2 Series Pro-TX

No.	Model Number	Material	Height (in.)	Depth (in.)	Width (in.)	Width A (in.)	Side Comp. Depth A (in.)	Center Comp. Width A (in.)	Drawer Width (in.)	Truck Box Length (Feet)	Weight (lb.)
1.	A-CE51-227071ST-S	.125S/.125TP	22	70	71	54	N/A	N/A	N/A	6	214
2.	A-CE51-228271ST-S	.125S/.125TP	22	82	71	54	N/A	N/A	N/A	6-1/2	232
3.	A-CE51-2210171DT-S	.125S/.125TP	22	101	71	54	N/A	N/A	N/A	8	288
4.	A-CE52-227071ST-S	.125S/.125TP	22	70	71	54	16	N/A	N/A	6	285
5.	A-CE52-228271ST-S	.125S/.125TP	22	82	71	54	16	N/A	N/A	6-1/2	305
6.	A-CE52-2210171DT-S	.125S/.125TP	22	101	71	54	16	N/A	N/A	8	380
7.	A-CE54-227071ST-S1	.125S/.125TP	22	70	71	54	16	39	32	6	355
8.	A-CE54-228271ST-S1	.125S/.125TP	22	82	71	54	16	39	32	6-1/2	390
9.	A-CE54-2210171DT-S1	.125S/.125TP	22	101	71	54	16	39	32	8	468
10.	A-CE56-227071DT-S2	.125S/.125TP	22	70	71	54	N/A	N/A	2 = 32x22	6	356
11.	A-CE56-228271DT-S2	.125S/.125TP	22	82	71	54	N/A	N/A	2 = 32x33	6-1/2	392
12.	A-CE58-2210171DT-S22	.125S/.125TP	22	101	71	54	16	N/A	2 = 32x42	8	472

Note: Boxes are available in: Black (XB) and White (XW) Finish – add after part number.