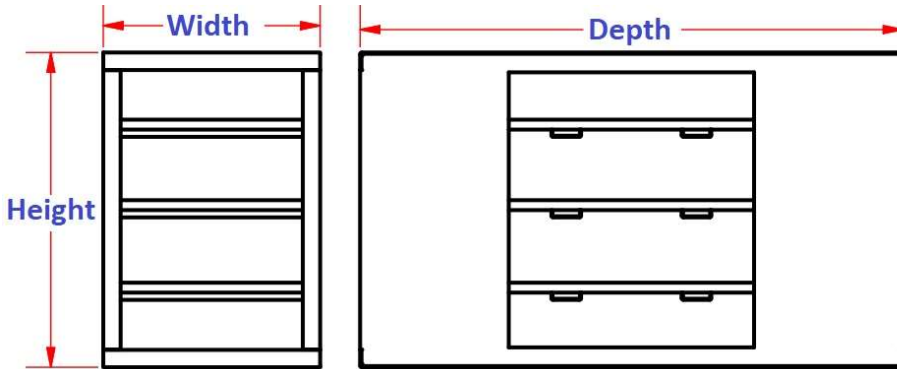
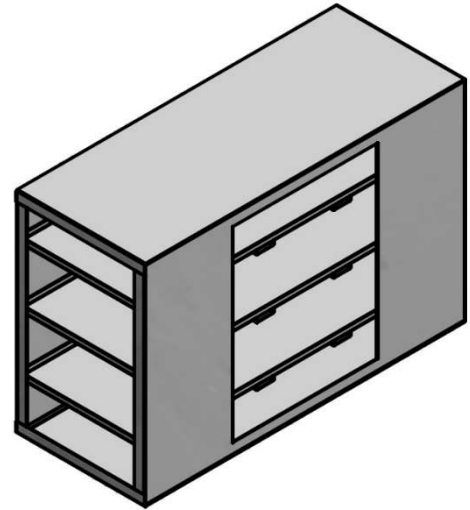


PT – Pickup Back Seat Storage Shelf & Drawers- Aluminum

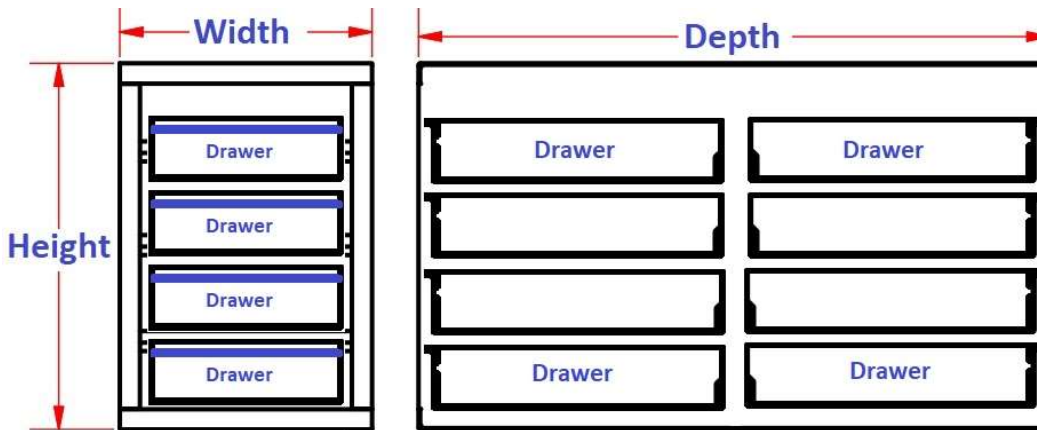
Pickup Tool Storage units are ultimate storage solution for in-cab or in-Vehicle back seat storage. Mounted inside truck cab backseat. These shelves are perfect for storing your equipment, tools, and personal gear.

Description

- An engineered aluminum construction
- Edge seal around opening
- Heavy duty shelves & drawers
- Optional powder baked topcoat finish
- Mounting kit included - M3200D



A-PT Models



A-PT Models with Drawers

No.	Model Number	Material	Height (in.)	Depth (in.)	Width (in.)	Drawer/ Shelves	Drawer Height	Side Opening	Fits Truck	Weight (lb.)
1.	A-PT41-245522-S2	.090 Smooth	24	55	22	None/2	N/A	22" X 24"	Crew Cab	58
2.	A-PT41-305522-S3	.090 Smooth	30	55	22	None/3	N/A	28" X 24"	Crew Cab	78
3.	A-PT41-365522-S3	.090 Smooth	36	55	22	None/3	N/A	34" X 24"	F250 Crew Cab	84
4.	A-PT51-365522-S3	.125 Smooth	36	55	22	None/3	N/A	34" X 24"	F250 Crew Cab	116
5.	A-PT41-245522-S42	.090 Smooth	24	55	22	4=26"	4.0"	N/A	Crew Cab	148
6.	A-PT41-305522-S63	.090 Smooth	30	55	22	6=26"	4.0"	N/A	Crew Cab	180
7.	A-PT41-365522-S83	.090 Smooth	36	55	22	8=26"	4.0"	N/A	F250 Crew Cab	220
8.	A-PT51-365522-S83	.125 Smooth	36	55	22	8=26"	4.0"	N/A	F250 Crew Cab	280

Note: Measure your truck to make sure storage unit will fit mounting area. Boxes are available in different configuration and custom sizes.