

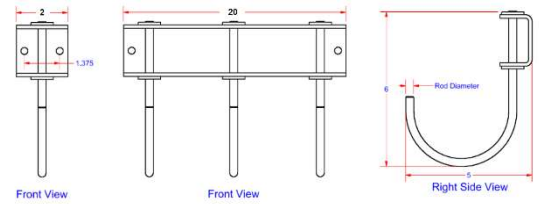
HSS & HSH Series = Steel Swivel Hooks and Hanger.

HSS & HSH series swivel hooks and hanger are heavy duty and are mounted inside box. Hooks can welded or bolted to box, and can be ordered in different size to fit many applications. All AMERICAN TRUCKBOXES hooks are designed and built to keep your tools and equipment safe and organized.

Description

• Steel construction with Pro-Shield® Powder Coat

No.	Part Number	Application	Mounting Bolt Size	Rod Dia.	Weight Lbs.	Load Rating
1.	HSS-1014-B	Side Bolt-On	1/4"	5/16"	.6	35
2.	HSS-1016-B	Side Bolt-On	5/16"	3/8"	.7	55
3.	HSS-1018-B	Side Bolt-On	3/8"	1/2"	1.0	75
4.	HSS-1024-B	Side Bolt-On	5/16"	5/16"	1.3	35
5.	HSS-1034-B	Side Bolt-On	5/16"	5/16"	2.0	35
6.	HSH-1050SW	Side Bolt-On	1/4"	Steel	1.5	55
7.	HSH-1050SS	Side Bolt-On	1/4"	SS	1.5	55



HSH-1050



OT Series = Open Top Trays - Aluminum or Steel.

Open top trays are heavy duty and mounted on top of aluminum or steel boxes to store and haul shovels, spades, pipe or other tools. Trays have Tri-Rect drain holes and can be ordered in any size to fit any box. All AMERICAN TRUCKBOXES trays are designed and built to keep your equipment organized.

Description


• 10 gauge aluminum construction

• 14 gauge steel construction with Pro-Shield® Powder Coat


No.	Part Number	Application	Material	Floor	Load Rating
1.	A-OT51-S	Top Bolt-on or Weld-On	1/8" Aluminum (10 Gauge)	Solid	N/A
2.	A-OT51-F	Top Bolt-on or Weld-On	1/8" Aluminum (10 Gauge)	None/False	N/A
3.	S-OT41-S	Top Bolt-on or Weld-On	14 Gauge Steel	Solid	N/A



Solid Floor



False Floor



LV Series = Louvers – Steel or Stainless Steel

LV series louvers are heavy duty and offer a great way for airflow or vent your box. Louvers can be ordered in most any size to fit most openings. All AMERICAN TRUCKBOXES louvers are designed and come with a quality design.

Description

• 16 gauge steel powder coated or stainless steel construction

• Bolt-on or weld-on (3/16" Mounting Holes)

No.	Part Number	Height	Depth	Width	Weight
1.	S-LV3-1212-G	12	1.25	12	4.5
2.	S-LV3-2424-G	24	1.25	24	13.6
3.	S-LV3-2430-G	24	1.25	30	16.5
4.	S-LV3-3024-G	30	1.25	24	16.5
5.	S-LV3-3636-G	36	1.25	36	27.8

Note: Add a S to the beginning of the part number for Stainless Steel

